



AMERICAN ACADEMY  
OF COSMETIC SURGERY

**AACS  
Cosmetic Surgery  
Annual Review Course**

**May 21-23, 2021**

**EVALUATION  
SUMMARY**

# Introduction

**Report Date:** June 4, 2021

## Survey Stats:

- 28 attendees
- 14 evaluations returned (n=14)
- Response rate: 50%
- Based on returns, results accurate within  $\pm 19\%$  at the 95% confidence level

**Methods:** The evaluation was conducted via SurveyMonkey. Every attendee received the survey link at the conclusion of the course on May 23, 2021, and again on May 25, 2021.

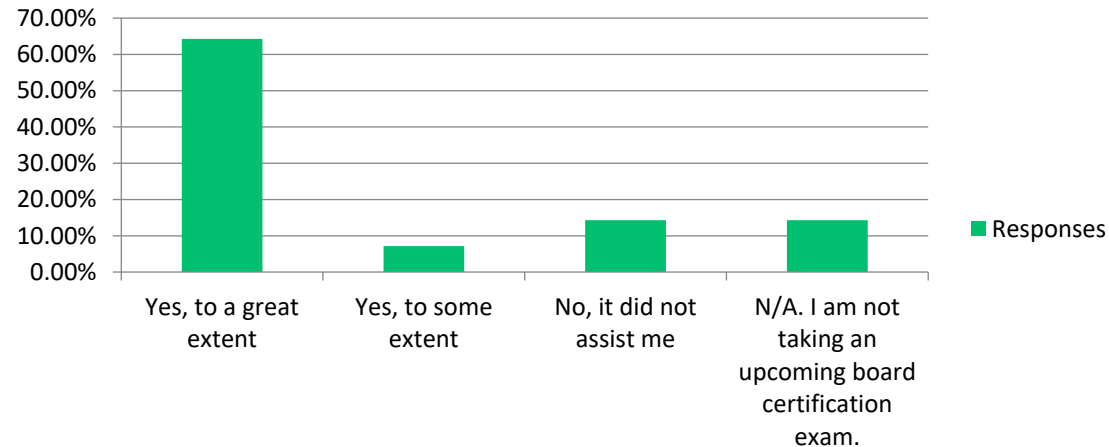
## Audience of Course:

- 93% were physicians (6=DO, 19=MD, 1=MBBS)
- 7% were non-physicians (2=DDS)
- AACS members = 89% (n=25)
- AACS non-members = 11% (n=3)
- 93% were from the U.S. (3=CA, 1=CO, 5=FL, 2=GA, 2=IN, 1=KS, 1=LA, 1=MO, 1=OH, 1=OK, 1=PA, 1=PR, 3=TN, 2=TX, 1=VA)
- 7% were International (2=Australia)



# If you plan to take an upcoming board certification exam, do you feel this course assisted in your preparation?

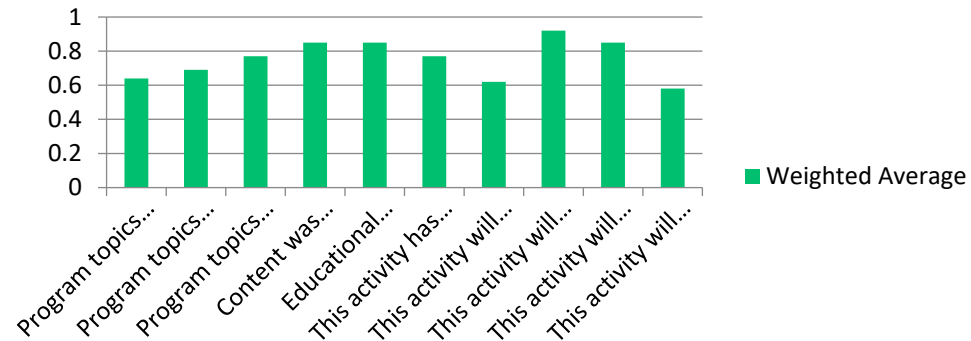
If you plan to take an upcoming board certification exam, do you feel this course assisted in your preparation?



Answer Choices	Responses	
Yes, to a great extent	64.29%	9
Yes, to some extent	7.14%	1
No, it did not assist me	14.29%	2
N/A. I am not taking an upcoming board certification exam.	14.29%	2
	Answered	14

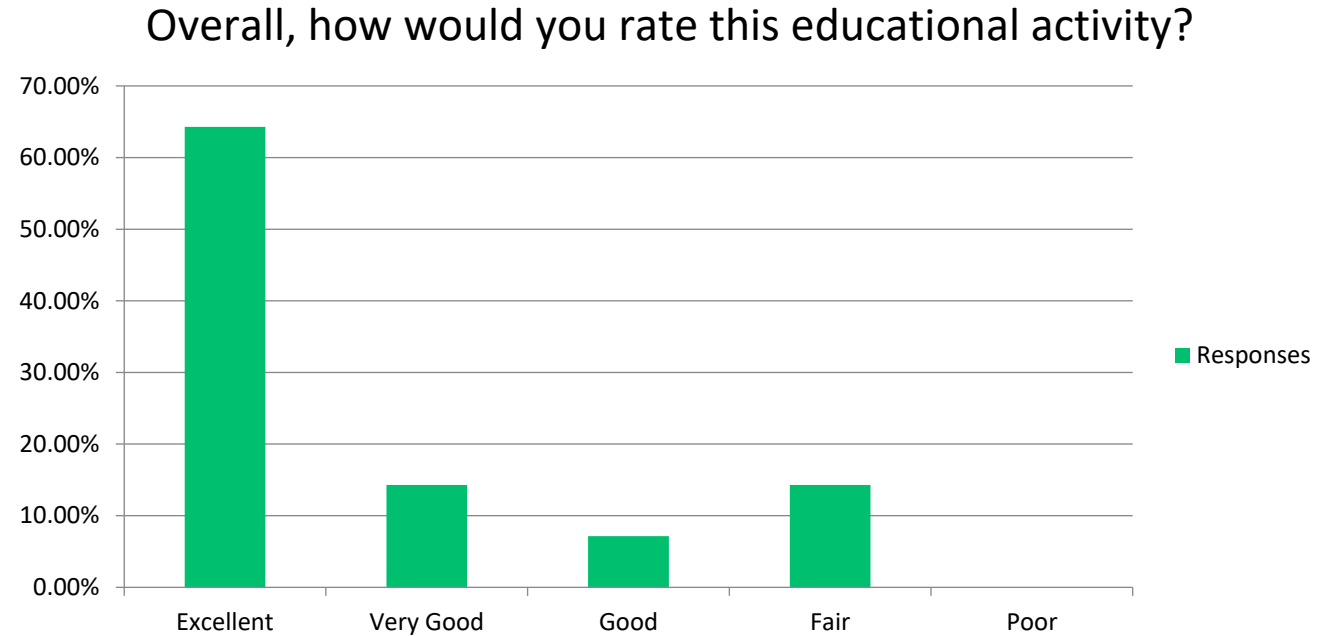
# Please indicate the extent to which you agree with the following statements.

Please indicate the extent to which you agree with the following statements.



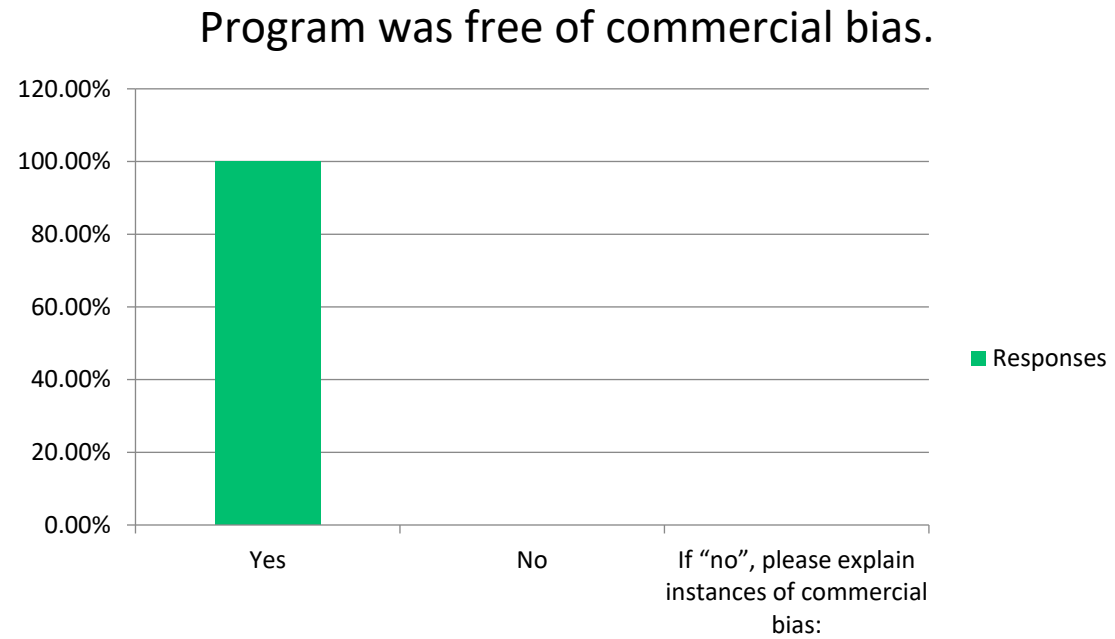
	Strongly Agree		Agree		Neutral		Disagree		Strongly Disagree		Total	Weighted Average
Program topics and content met the stated objective.- Describe and discuss the anatomy and physiology surrounding cosmetic surgical procedures.	78.57%	11	0.00%	0	21.43%	3	0.00%	0	0.00%	0	14	0.64
Program topics and content met the stated objective.- Describe and discuss the various treatment options available for improving bodily appearance.	76.92%	10	0.00%	0	23.08%	3	0.00%	0	0.00%	0	13	0.69
Program topics and content met the stated objective.- Identify potential complications and their management.	76.92%	10	0.00%	0	15.38%	2	7.69%	1	0.00%	0	13	0.77
Content was relevant to my educational needs.	76.92%	10	0.00%	0	7.69%	1	15.38%	2	0.00%	0	13	0.85
Educational format was conducive to learning.	69.23%	9	7.69%	1	23.08%	3	0.00%	0	0.00%	0	13	0.85
This activity has improved my competence.	76.92%	10	0.00%	0	15.38%	2	7.69%	1	0.00%	0	13	0.77
This activity will improve my performance.	76.92%	10	7.69%	1	15.38%	2	0.00%	0	0.00%	0	13	0.62
This activity will enhance my communication skills.	69.23%	9	7.69%	1	15.38%	2	7.69%	1	0.00%	0	13	0.92
This activity will improve patient outcomes.	69.23%	9	15.38%	2	7.69%	1	7.69%	1	0.00%	0	13	0.85
This activity will improve processes of care and/or healthcare system performance.	75.00%	9	16.67%	2	8.33%	1	0.00%	0	0.00%	0	12	0.58
											Answered	14

# Overall, how would you rate this educational activity?



Answer Choices	Responses	
Excellent	64.29%	9
Very Good	14.29%	2
Good	7.14%	1
Fair	14.29%	2
Poor	0.00%	0
	Answered	14

# Program was free of commercial bias.



Answer Choices	Responses	
Yes	100.00%	14
No	0.00%	0
If "no", please explain instances of commercial bias:	0.00%	0
	Answered	14

## How could this educational activity be enhanced?

1. I really enjoyed the discussions and the questions and answering in oral board format; however, I feel like we could've had more multiple-choice answers that address my minutiae that frequently come up on the written boards. I know that it was in lecture format within the PowerPoints; however, multiple-choice questions are also helpful since we do not have a question bank. Or perhaps the lecturers could include some multiple-choice questions at the end of their lectures to quickly go through and for practice when we are studying on our own.
2. Would also be nice to have a lecture on thighplasty/brachioplasty as these are also oral board scenarios that could occur. "
3. More scientific content
4. The program ran very smoothly I believe.
5. More scientific
6. Somehow the schedule was in a different order than I had expected.
7. For now, extremely good, just keep looking for upcoming surgeons expert that want to complement the faculty staff on different areas and learn from the present lecturers so evolution along with new slides can keep going. Probably be able to pick up on attendees as they should be available for direct questions.
8. Great course overall. Only way to improve would be a live course.
9. The course offered various techniques for troubleshooting complications.
10. No suggestions
11. More liposuction

## List a minimum of two things you are going to change as a result of what you have learned.

1. I will heavily consider the different liposuction options as I'm starting my own practice despite what I did in fellowship. I will also consider Avelar technique for abdominoplasty to avoid drain use.
2. Patient approach and safety
3. More closely structured pre-op evaluation
4. Tumescent recipe
5. Evaluate and document patients aging more precisely for before and after evaluation
6. Consider alternative treatments than what I currently offer
7. Emergency protocols for our AAAHC facility.
8. Including adding IV lipids.
9. Writing down emergency protocols
10. Review tumescent preparation with staff
11. Browlifting techniques"
12. Thorough evaluation of complications and possible treatment modalities
13. Establish a systematic approach to patient evaluations.
14. My focus on patient safety has been enhanced
15. I will focus on more academic studies and Continue to Pursue innovative ideas
16. Better HPI
17. Better physical exam



## Describe the barriers anticipated when implementing the above changes.

1. Comfort level
2. Time
3. Time
4. Financial
5. Time
6. Mo barriers anticipated
7. None
8. None

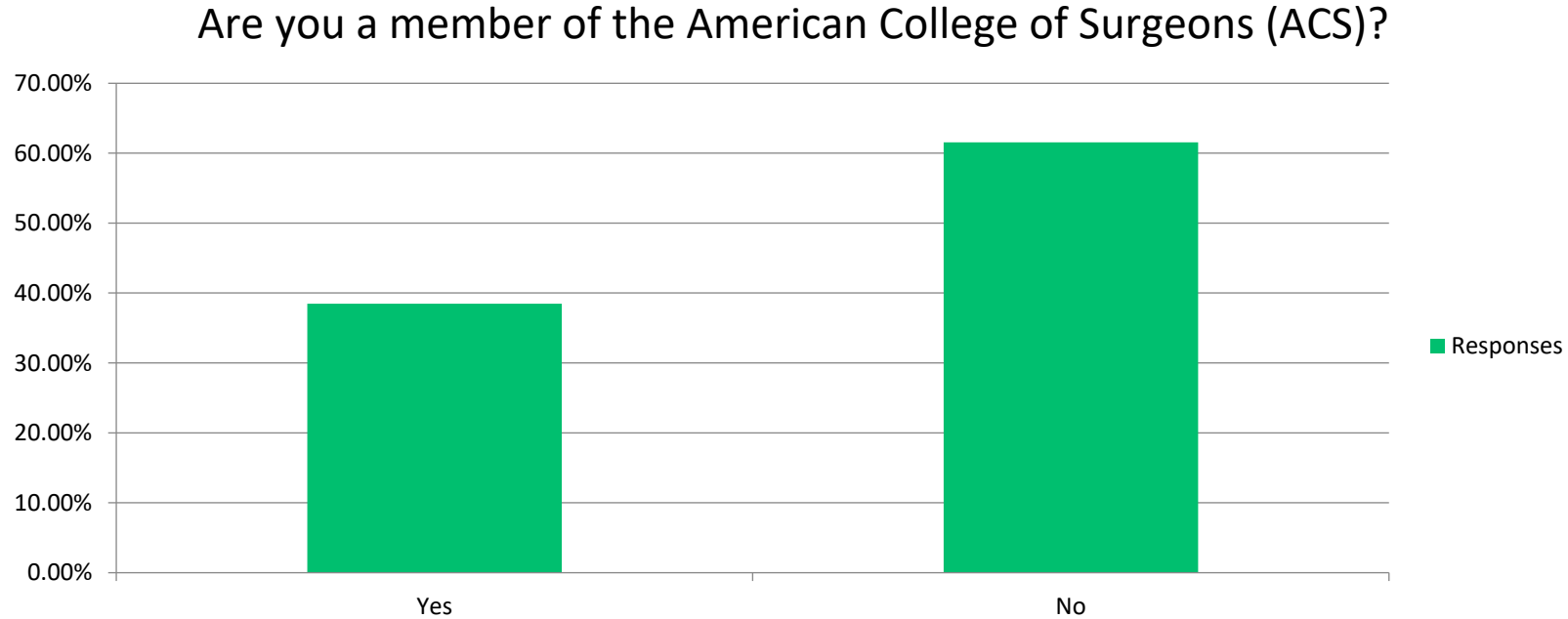
## Do you have any suggestions for future topics?

1. Thighplasty
2. Brachioplasty
3. No
4. No
5. Prp in more detail
6. PRP treatments; Stem cell treatments
7. Nope, continue current topics
8. No
9. Not at this time

# Additional Comments

1. As a long-time faculty member, I would like to suggest:
  - a. This comprehensive course should be made available and be advertised to the Plastic Surgery colleagues to be taken for their board examination. It would further enhance their recognition of the Cosmetic Surgeons.
  - b. Please work with the American College of Surgeons (sponsors of this CME) to list Cosmetic Surgery as an area of training and specialization. At present, it is not available as an option for FACS member profile. An increasing number of General surgeons have cosmetic surgery as their area of specialization.
2. Course was very good. I would recommend it
3. None
4. Loved the course
5. I think it will be a great resource for boards
6. Very well done and organized!
7. Very smooth
8. Thanks

# Are you a member of the American College of Surgeons (ACS)?



Answer Choices	Responses	
Yes	38.46%	5
No	61.54%	8
	Answered	13